

# HTB

## 1/4" x 1 1/4" and 5 mm x 20 mm Panel-mount fuse holders

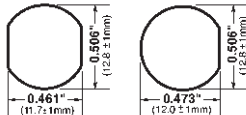


### Product features

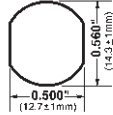
- For 1/4" x 1 1/4" and 5 mm x 20 mm fuses
- All holder bodies have the option of using 1/4" x 1 1/4" or 5 mm x 20 mm carriers
- Withstands 15 to 20 Lb-In torque to mounting nut when mounting fuse holder to panel
- High temperature, flame retardant, Thermoplastic meets UL 94V0

### Mounting Dimensions - in (mm)

HTB-2, -3, -4, -5, and -6



HTB-8, and -9



### Ordering Information

Packing (Blank) - Std. BK/ - Bulk	HTB-		Fuse Carrier I - 1/4" x 1 1/4" M - 5 x 20mm
<b>Body Configuration and Mounting Knob Holders</b> 2 - Low Profile (Rear Panel Hex-Nut) 4 - High Profile *6 - (Front Panel Hex-Nut) 8 - Low Profile (Snap-In) Screwdriver Slotted Holders 3 - Low Profile 5 - High Profile 9 - Low Profile (Snap-In)		<b>Rear Terminal Configuration</b> 2 - Solder / 3/16" Quick-Connect (In-Line) 4 - Solder / 3/16" Quick-Connect (Right Angle) 6 - 1/4" Quick-Connect (In-Line) 8 - 1/4" Quick-Connect (Right Angle)	

\*Profile varies with panel thickness. Holder installs thru rear of panel.

### Agency information

- UL Recognized: IZLT2, E14853
- CSA Component Acceptance: Class 6225-01, File 47235
- VDE Certified: 136128, HTB-XXM
- SEMKO Certification: Ref. #0146149/01, HTB-XXM
- CE

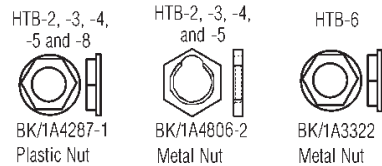
### Specifications

Product Code	UL Rating (amps)	CSA Rating (amps)	Voltage Rating	Fuse Size	Quick Connect
HTB-X2I	20	16	250	1/4" x 1 1/4"	3/16"
HTB-X4I	20	16	250	1/4" x 1 1/4"	3/16"
HTB-X6I	20	16	250	1/4" x 1 1/4"	1/4"
HTB-X8I	20	16	250	1/4" x 1 1/4"	1/4"
HTB-X2M	16	16	250	5 x 20mm	3/16"
HTB-X4M	16	16	250	5 x 20mm	3/16"
HTB-X6M	16	16	250	5 x 20mm	1/4"
HTB-X8M	16	16	250	5 x 20mm	1/4"

### Maximum Panel Thickness

Body Type	Inch	mm
HTB-2	0.30	7.62
HTB-3	0.30	7.62
HTB-4	0.125	3.18
HTB-5	0.125	3.18
HTB-6	0.30	7.62
HTB-8	0.125	3.18
HTB-9	0.125	3.18

### Replacement Parts



S	P	FUSE CARRIER ONLY		
Splash Proof Cap with O-Ring (IP53 rating) (Optional on Knob Holders Only)		Packaging (Blank) - Std. BK/ - Bulk	Product Symbol FT - Knob Type (For 20, 40, 60, and 80 Series Only) ST - Screwdriver Slotted (For 30, 50, and 90 Series Only)	Fuse Carrier I - 1/4" x 1 1/4" M - 5mm x 20mm
-R		RoHS Compliant		

### Packaging

Packaging Code Prefix	Description
Blank	10 fuse holders packed into a carton
BK	100 fuse holders packed into a cardboard shelf package

Dimensions - in (mm)

Knob Type Carrier	Maximum Panel Thickness	Terminal Options				Carrier Options	
		Solder/ 3/16" Quick-Connect		1/4" Quick-Connect		1/4" x 1 1/4" ("I" Equals Inches)	5 x 20mm ("M" Equals Metric)
		In-Line	Rt. Angle	In-Line	Rt. Angle	Knob	Knob
Common Dimensional Data: Length (Knob Type) - 1.69 (42.9mm) Plus In-Line Terminal NOTE: Plus In-Line Terminal	0.30" 7.62mm						
		HTB-22I-R	HTB-24I-R	HTB-26I-R	HTB-28I-R	3	—
 Low Profile Rear Hex Nut HTB-2	0.125" 3.18mm	HTB-22M-R	HTB-24M-R	HTB-26M-R	HTB-28M-R	—	3
		HTB-42I-R	HTB-44I-R	HTB-46I-R	HTB-48I-R	3	—
 High Profile Rear Hex Nut HTB-4	0.30" 7.62mm	HTB-42M-R	HTB-44M-R	HTB-46M-R	HTB-48M-R	—	3
		HTB-62I-R	HTB-64I-R	HTB-66I-R	HTB-68I-R	3	—
 Front Hex Nut HTB-6	0.125" 3.18mm	HTB-62M-R	HTB-64M-R	HTB-66M-R	HTB-68M-R	—	3
		HTB-82I-R	HTB-84I-R	HTB-86I-R	HTB-88I-R	3	—
 Low Profile Snap-In HTB-8		HTB-82M-R	HTB-84M-R	HTB-86M-R	HTB-88M-R	—	3

Fuseholders and fuse carriers may be ordered separately.

Dimensions - in (mm)

Screwdriver Type Carrier	Maximum Panel Thickness	Terminal Options				Carrier Options	
		Solder/ 3/16" Quick-Connect		1/4" Quick-Connect		1/4" x 1/4" ("I" Equals Inches)	5 x 20mm ("M" Equals Metric)
		In-Line	Rt. Angle	In-Line	Rt. Angle	Screwdriver	Screwdriver
Common Dimensional Data: (Screwdriver Slotted) 1.75" (44.5mm) NOTE: Plus In-Line Terminal	0.30" 7.62mm						
		HTB-32I-R	HTB-34I-R	HTB-36I-R	HTB-38I-R	3	—
 Low Profile Rear Hex Nut HTB-3	0.125" 3.18mm	HTB-32M-R	HTB-34M-R	HTB-36M-R	HTB-38M-R	—	3
		HTB-52I-R	HTB-54I-R	HTB-56I-R	HTB-58I-R	3	—
 High Profile Rear Hex Nut HTB-5	0.125" 3.18mm	HTB-52M-R	HTB-54M-R	HTB-56M-R	HTB-58M-R	—	3
		HTB-92I-R	HTB-94I-R	HTB-96I-R	HTB-98I-R	3	—
 Low-Profile Snap-In HTB-9		HTB-92M-R	HTB-94M-R	HTB-96M-R	HTB-98M-R	—	3

Fuseholders and fuse carriers may be ordered separately.

Life Support Policy: Eaton does not authorize the use of any of its products for use in life support devices or systems without the express written approval of an officer of the Company. Life support systems are devices which support or sustain life, and whose failure to perform, when properly used in accordance with instructions for use provided in the labeling, can be reasonably expected to result in significant injury to the user.

Eaton reserves the right, without notice, to change design or construction of any products and to discontinue or limit distribution of any products. Eaton also reserves the right to change or update, without notice, any technical information contained in this bulletin.

**Eaton**  
**Electronics Division**  
 1000 Eaton Boulevard  
 Cleveland, OH 44122  
 United States  
[www.eaton.com/electronics](http://www.eaton.com/electronics)

© 2017 Eaton  
 All Rights Reserved  
 Printed in USA  
 Publication No. 2119 BU-SB09620  
 June 2017

Eaton is a registered trademark.

All other trademarks are property of their respective owners.